

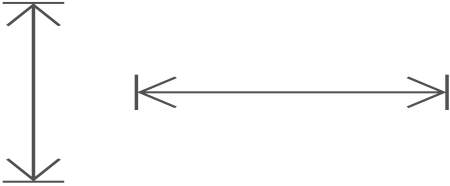
1



2



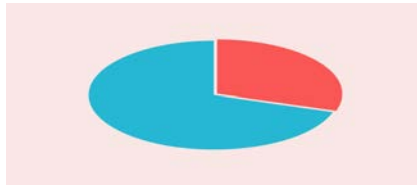
3



4




5



6



7



8



9



## Basic measuring vocabulary

The picture sheet can be used in various ways. The teacher can randomly dictate the words below, using sentences to give context and the students label the pictures with the appropriate vocabulary. Or the vocabulary can be scrambled on the board or on a sheet (see next page).

1 weighing	thermometer	exactly
2 ruler	enormous	height
3 length and width	ratio	adding small amounts
4 digital scales	empty beaker	50 millilitre syringe
5 ten percent	a third	halfway
6 half full	a little bit	lower the temperature
7 estimate	counting	distance
8 fluctuating	a decreasing amount	less than 50 mls
9 a steady temperature	a measuring cup	calculate

less than 50 mls estimate  
enormous half full 50 millilitre syringe  
ratio distance a decreasing amount  
counting adding small amounts  
lower the temperature exactly  
a little bit length and width weighing  
ruler empty beaker a steady temperature  
thermometer digital scales a third  
height  
a measuring cup  
halfway ten percent  
calculate fluctuating