

Describing graphs for business



1. _____



2. _____



3. _____




4. _____



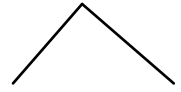
5. _____




6. _____




7. _____



8. _____



9. _____



10. _____

Match the words and phrases to the pictures above:

- peaked decreased sharply increased slightly
 went down slowly remained steady
 increased sharply fluctuated a little
 fluctuated a lot stayed the same decreased slightly

Choose the best answer.

1. The demand for the product _____ during the holiday season due to its popularity as a gift item.

- A. peaked
- B. decreased sharply
- C. remained steady

2. The stock price of the company _____ after the announcement of a major accounting scandal.

- A. increased slightly
- B. decreased sharply
- C. remained steady

3. The number of employees in the company _____ after the opening of a new factory.

- A. peaked
- B. increased slightly
- C. stayed the same

4. The price of the commodity _____ over the course of the year due to low supply and high demand during the coronavirus epidemic.

- A. went down slowly
- B. remained steady
- C. increased sharply

5. The sales of the product _____ over the past year despite fluctuations in the market.

- A. increased slightly
- B. remained steady
- C. decreased slightly

6. The new service was well received and its popularity has _____ since its launch earlier this year.

- A. increased sharply
- B. fluctuated a lot
- C. remained steady

7. The exchange rate between two currencies _____ due to political instability in one of the countries.

- A. fluctuated a lot
- B. fluctuated a little
- C. remained steady

8. The price of oil _____ during a time of economic stability and low global demand.

- A. fluctuated a lot
- B. fluctuated a little
- C. remained steady

9. The number of visitors to the website _____ despite changes in the company's marketing strategy, which had no affect at all.

- A. stayed the same
- B. increased slightly
- C. decreased slightly

10. The production output of the factory _____ after the installation of new machinery. In the future, we hope for even better results.

- A. decreased slightly
- B. increased slightly
- C. remained steady

Graph diagrams answers

1. remained steady
2. increased sharply
3. increased slightly
4. decreased sharply
5. fluctuated a lot
6. stayed the same
7. decreased slightly
8. peaked
9. went down slowly
10. fluctuated a little

Multiple choice answers

1. A. peaked
2. B. decreased sharply
3. B. increased slightly
4. A. increased sharply
5. B. remained steady
6. A. increased sharply
7. A. fluctuated a lot
8. C. remained steady
9. A. stayed the same
10. B. increased slightly